

DISTRICT 43 SMALL BUSINESS UPDATE



January 2023

District 43 DBE, SB, and DVBE Participation at a glance:

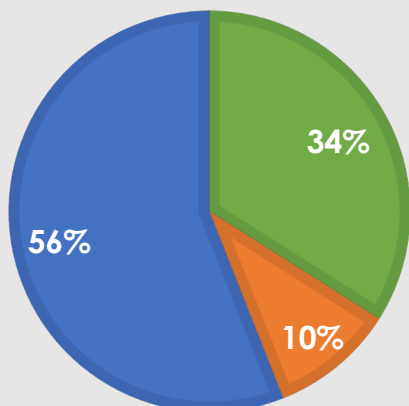
FEDERAL MAJOR CONSTRUCTION CONTRACTS TOTAL \$0

■ DBE 0% ■ Non-DBE 0%

0%

STATE CONTRACTS AND PROCUREMENT TOTAL \$44,301,892

■ SB 34%
■ DVBE 10%
■ Non-SB/DVBE 56%



ONGOING CONSTRUCTION CONTRACTS

District **43** has **0** ongoing construction contracts, valued at **\$0** as of January 3, 2023.

FEDERALLY-FUNDED CONTRACTS:

MAJOR CONSTRUCTION

District 43 federally-funded major construction contracts for Federal Fiscal YTD: October 1, 2022 to September 30, 2023:

Awarded contracts: **0**, totaling **\$0**

Total DBE commitment: \$0 (**0%**)

ARCHITECTURAL AND ENGINEERING (A&E)

District **43** federally-funded A&E contracts for Federal Fiscal YTD: October 1, 2022 to Current:

Awarded contracts: **0**, totaling **\$0**

Total DBE commitment: \$0 (**0%**)

STATE-FUNDED CONTRACTS AND PROCUREMENT:

Contracting and procurement awards for 4th Quarter State fiscal year has reached a total of **\$44,301,892**

Small Business (SB) participation **34%**

Disabled Veteran Business Enterprise (DVBE) participation **10%**

Contracts — total awarded: **\$44,232,196**

SB participation: \$15,055,518 (**34%**)

DVBE participation: \$4,559,318 (**10%**)

Procurement — total awarded: **\$69,696**

SB participation: \$78 (**0%**)

DVBE participation: \$0 (**0%**)

DISTRICT 59 SMALL BUSINESS UPDATE

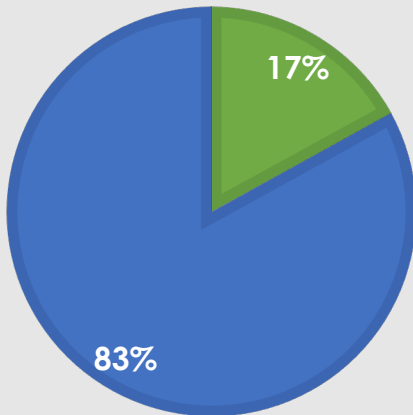


January 2023

District 59 DBE, SB, and DVBE Participation at a glance:

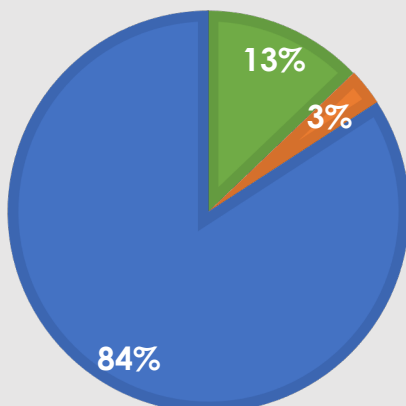
FEDERAL MAJOR CONSTRUCTION CONTRACTS
TOTAL \$14,300,00

■ DBE 17% ■ Non-DBE 83%



STATE CONTRACTS AND PROCUREMENT
TOTAL \$15,579,241

■ SB 13%
■ DVBE 3%
■ Non-SB/DVBE 85%



ONGOING CONSTRUCTION CONTRACTS

District **59** has **0** ongoing construction contracts, valued at **\$0** as of January 3, 2023.

FEDERALLY-FUNDED CONTRACTS:

MAJOR CONSTRUCTION

District 59 federally-funded major construction contracts for Federal Fiscal YTD: October 1, 2022 to September 30, 2023:

Awarded contracts: **1**, totaling **\$14,300,000**

Total DBE commitment: \$2,431,000 (**17%**)

ARCHITECTURAL AND ENGINEERING (A&E)

District **59** federally-funded A&E contracts for Federal Fiscal YTD: October 1, 2022 to Current:

Awarded contracts: **4** totaling **\$63,420,000**

Total DBE commitment: \$11,531,400 (**18%**)

STATE-FUNDED CONTRACTS AND PROCUREMENT:

Contracting and procurement awards for 4th Quarter State fiscal year has reached a total of **\$15,579,241**.

Small Business (SB) participation **13%**

Disabled Veteran Business Enterprise (DVBE) participation **3%**

Contracts — total awarded: **\$8,551,720**

SB participation: \$1,605,697 (**19%**)

DVBE participation: \$421,763 (**5%**)

Procurement — total awarded: **\$7,045,520**

SB participation: \$340,468 (**5%**)

DVBE participation: \$5,818 (**0%**)