





Active Transportation Program (ATP)

Programmed vs Allocated
Status Update
(February 2021)



ATP Program Background & Cycle Structure

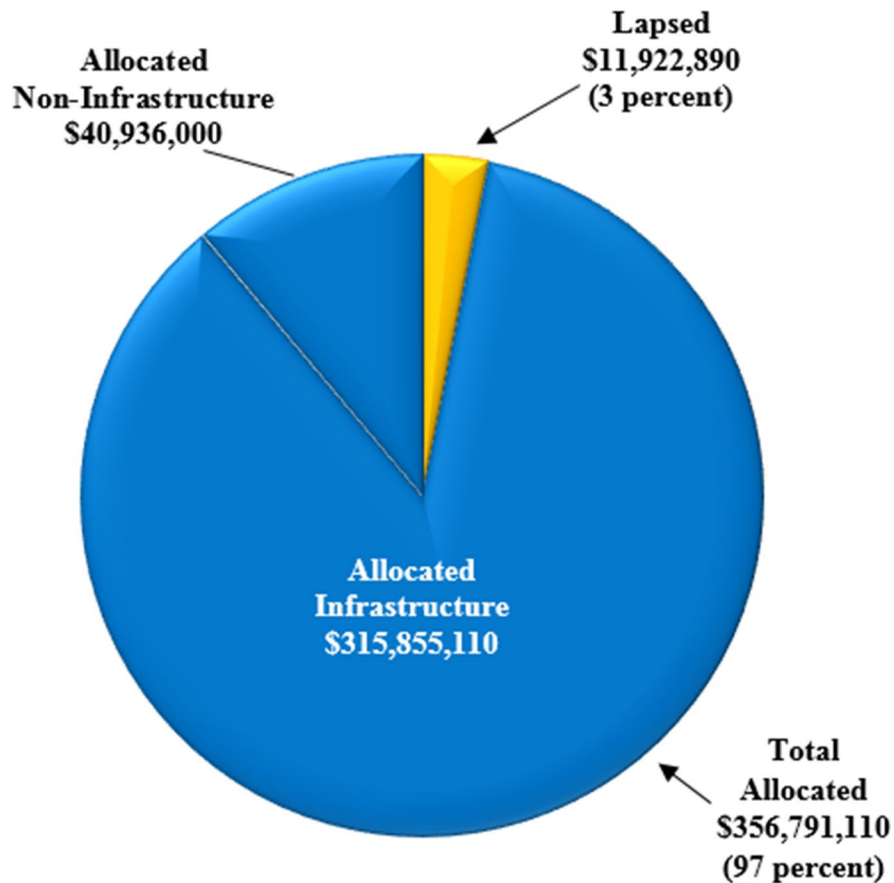
- ATP, SB99 and AB101 (2013) and SB1 (2018)
 - *Approximately \$120M / year (SB99/AB101) and additional \$100M / year (SB1)*
 - *Phases allowed: PA&ED, PS&E, ROW, and CON/CON NI*
- **Cycle 1** - \$369M on 276 Projects
 - *3 years of funding, 2 year programming window in FY 14-15 and FY 15-16*
- **Cycle 2** - \$359M on 207 Projects
 - *3 years of funding, 3 year programming window from FY 16-17 to FY 18-19*
- **Cycle 3** - \$491M on 238 Projects (includes Senate Bill 1 and Green House Gas Reduction funds)
 - *4 years of funding, 4 year programming window from FY 17-18 to FY 20-21*
- **Cycle 4** - \$468M on 120 Projects (includes Senate Bill 1 funds)
 - *4 years of funding, 4 year programming window from FY 19-20 to FY 22-23*
- **Cycle 5** - \$4.4M on 8 Quick Build Projects (adopted Oct 2020 CTC Meeting)
 - The remaining of Cycle 5 will be adopted in 2021.



Allocation Rate - Cycle 1

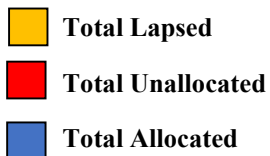
Cycle 1 (FY 14/15 & 15/16)

Total Programmed \$368,714,000



- All Projects (Phases) are accounted for
- Project reporting in process:
 - *Progress, Completion and Final*
- Several projects have been Constructed

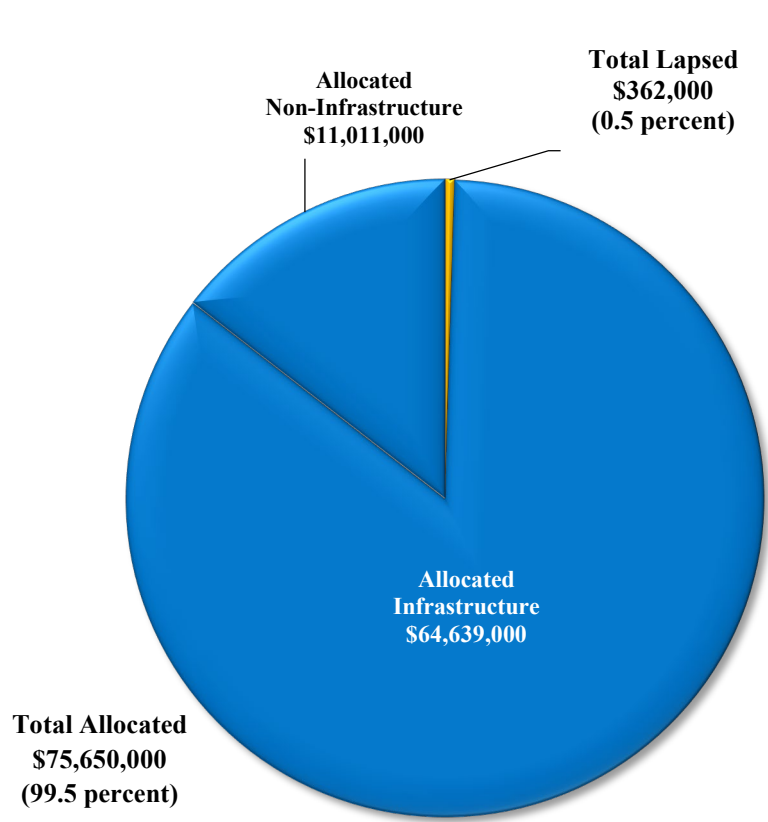
97% Allocation Rate



Allocation Rates - Cycle 2



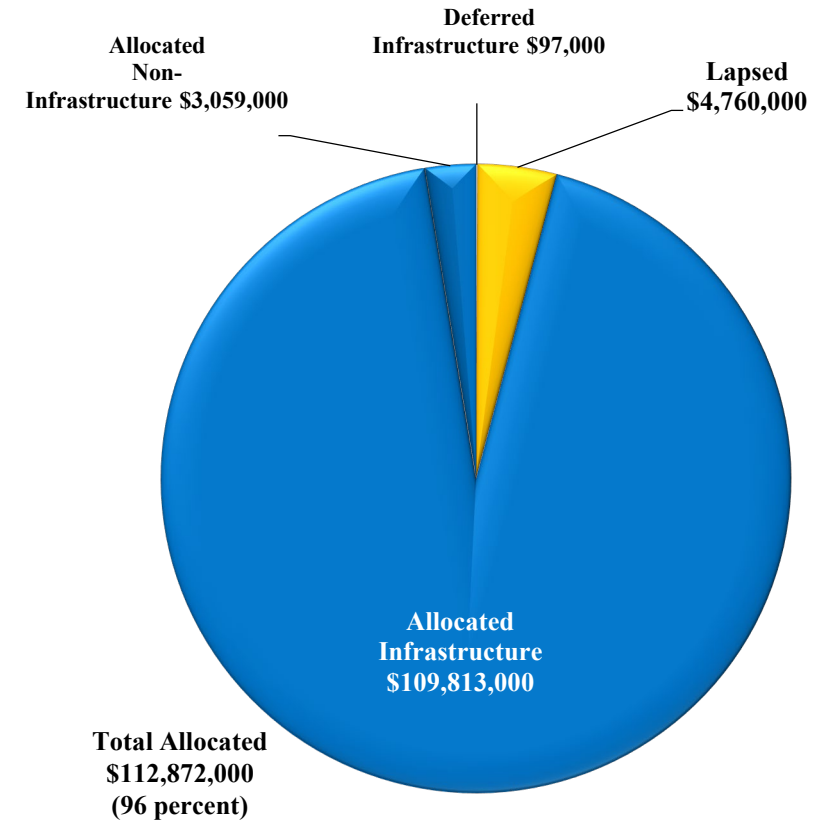
As of February 1, 2021



☐ All Projects (Phases) Are Accounted For

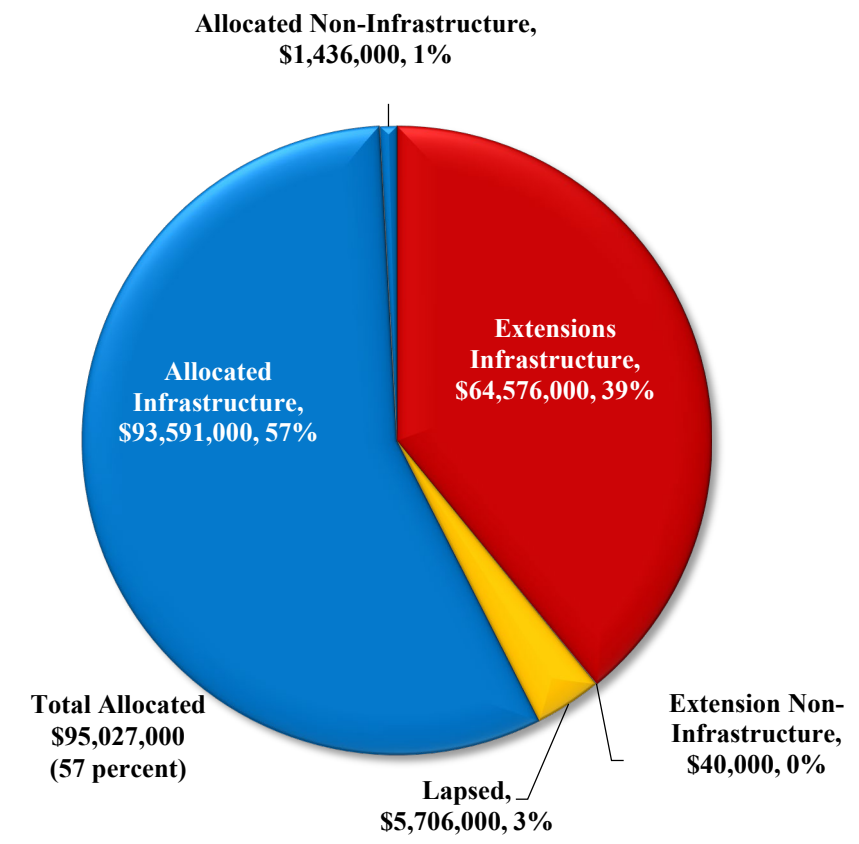
Total Allocated 99.5%

FY 16-17



Total Allocated 96%

FY 17-18



Total Allocated 57%

FY 18-19

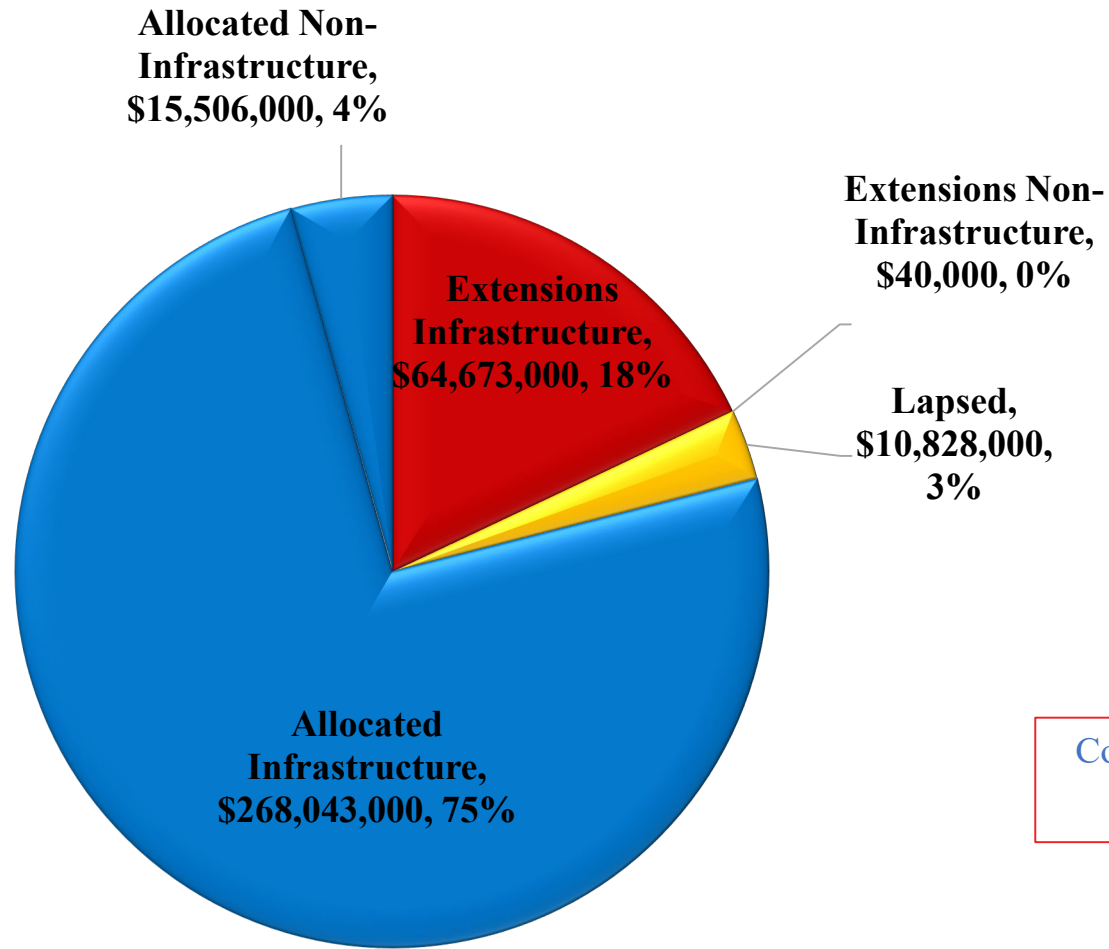
- Total Lapsed
- Total Unallocated
- Total Allocated

***Complete**
**Except one project; deferred by CTC until further notice*

Completion of allocation for all projects/phases for FY 18-19 expected by 10/31/2022 (includes all time extensions due to COVID-19)

Allocation Rate – Cycle 2




As of February 1, 2021



- Project reporting in process:
 - *Progress, Completion and Final (CalSMART)*
- Some projects have been Constructed

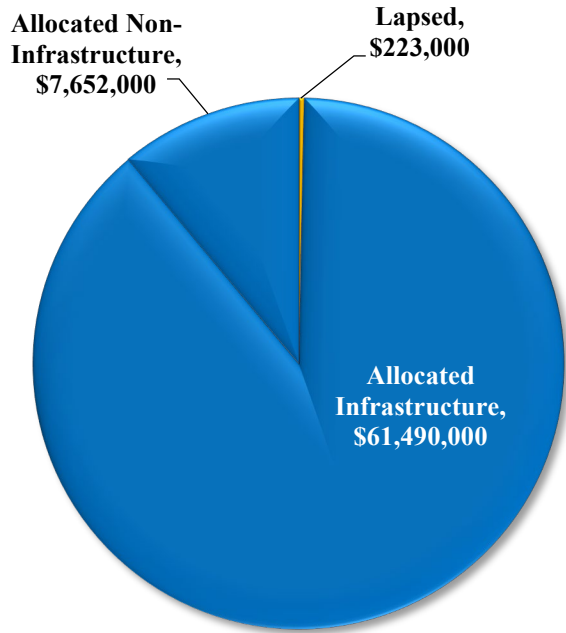
79% Allocation Rate

Completion of allocation for all projects/phases for CYCLE 2 expected by **10/31/2022** (includes all time extensions due to COVID-19)

-  Total Lapsed
-  Total Unallocated
-  Total Allocated

Allocation Rates – Cycle 3

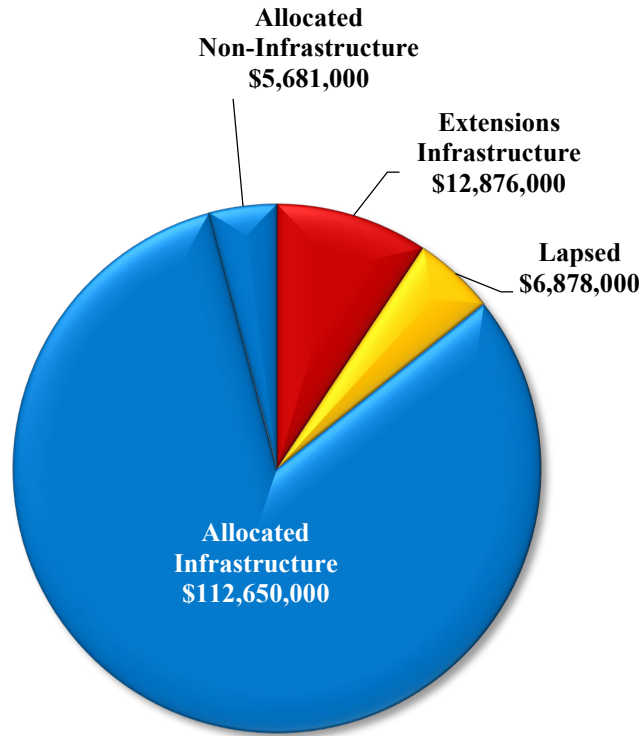
As of February 1, 2021



Total Allocated 100%

FY 17-18

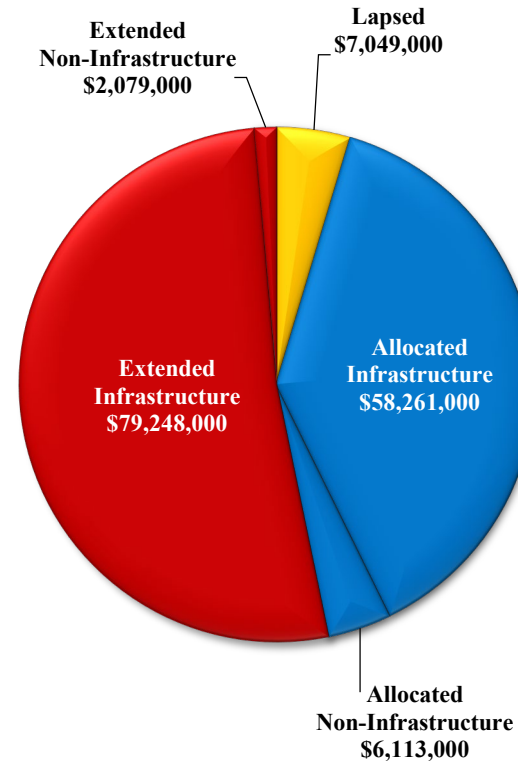
Completed as of 02/29/2020



Total Allocated 86%

FY 18-19

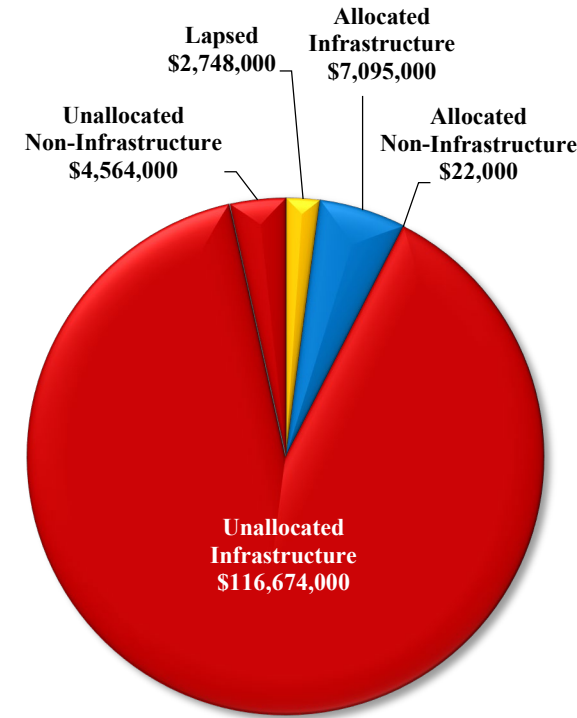
Completion of allocation for all projects/phases for FY 18-19 expected by 02/28/2022 (includes all time extensions due to COVID-19)



Total Allocated 42%

FY 19-20

Completion of allocation for all projects/phases for FY 18-19 expected by 08/30/2022 (includes all time extensions due to COVID-19)



Total Allocated 5%

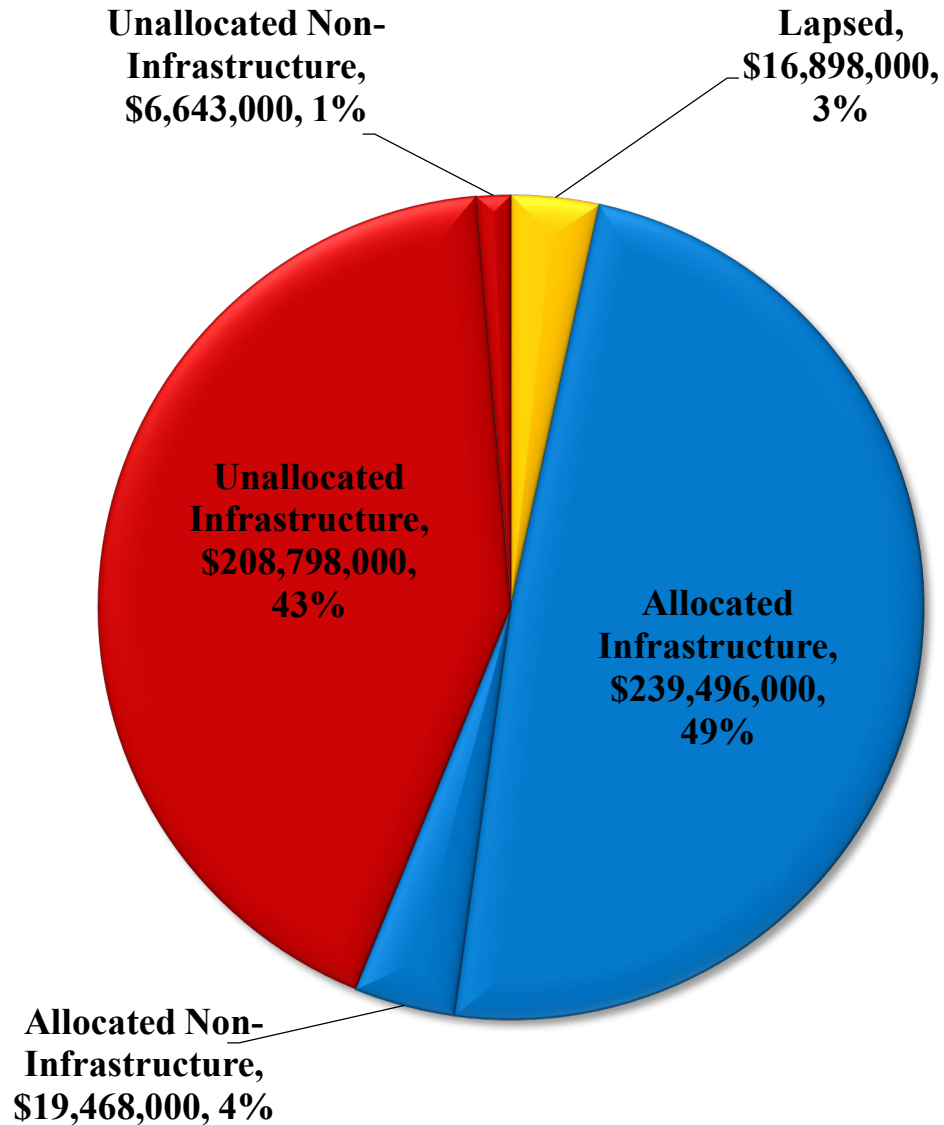
FY 20-21

Completion expected by 02/28/2023

- Total Lapsed
- Total Unallocated
- Total Allocated

Allocation Rate – Cycle 3

As of February 1, 2021



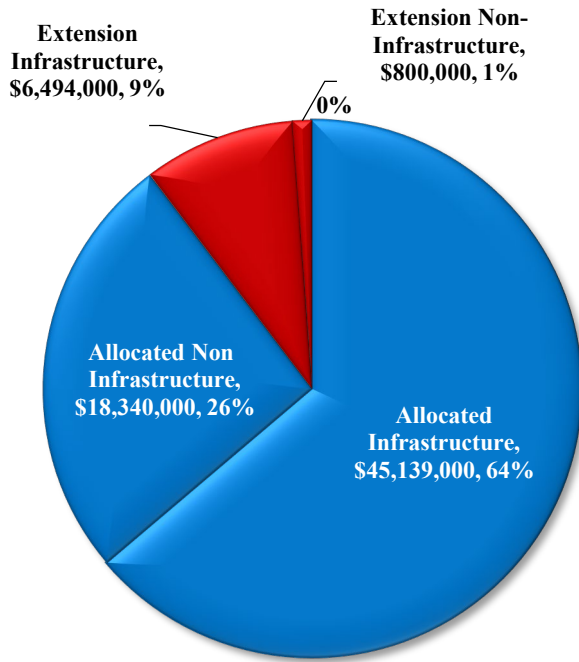
- Project reporting in process:
 - *Progress, Completion and Final*

53% Allocation Rate

Completion expected by 02/28/2023

Allocation Rates – Cycle 4

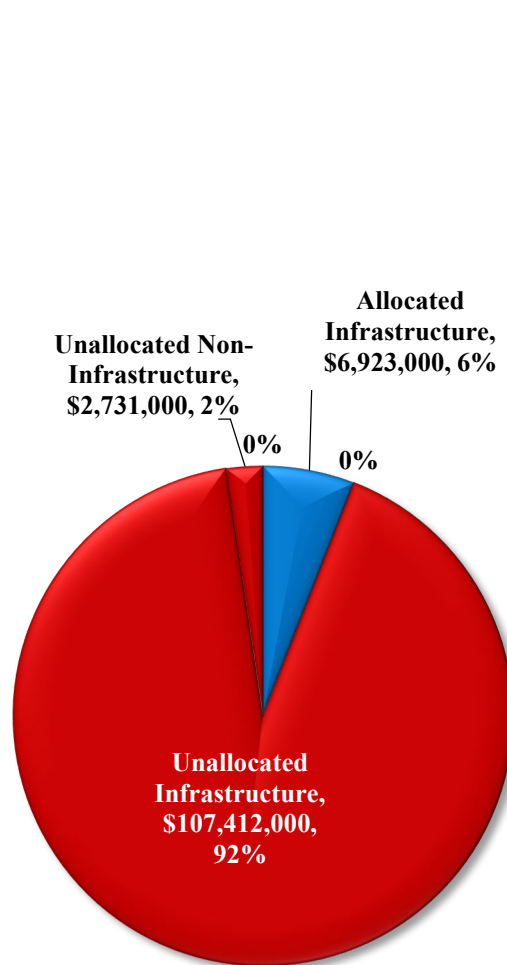
As of February 1, 2021



Total Allocated 90%

FY 19-20


Completion expected by 06/30/2022



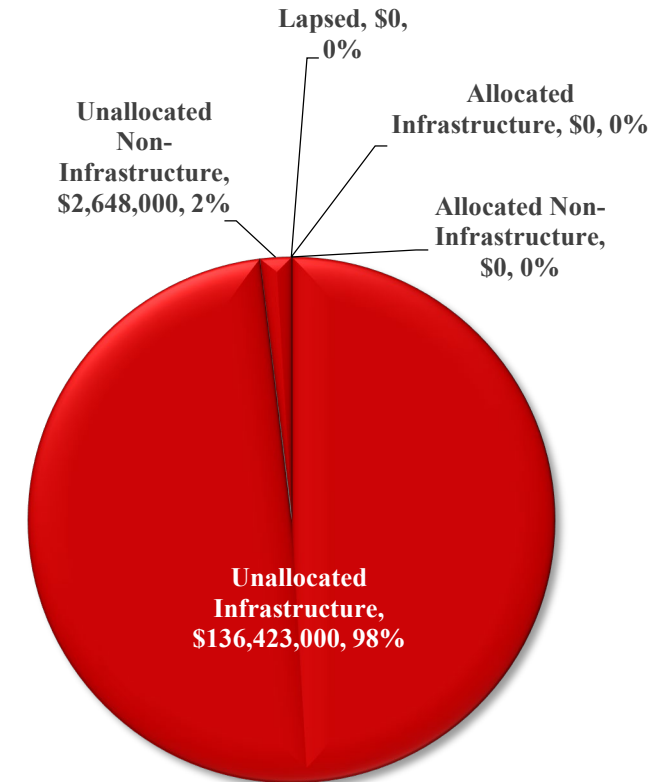
Total Allocated 6%

FY 20-21

Completion expected by 02/28/2023



FY 21-22

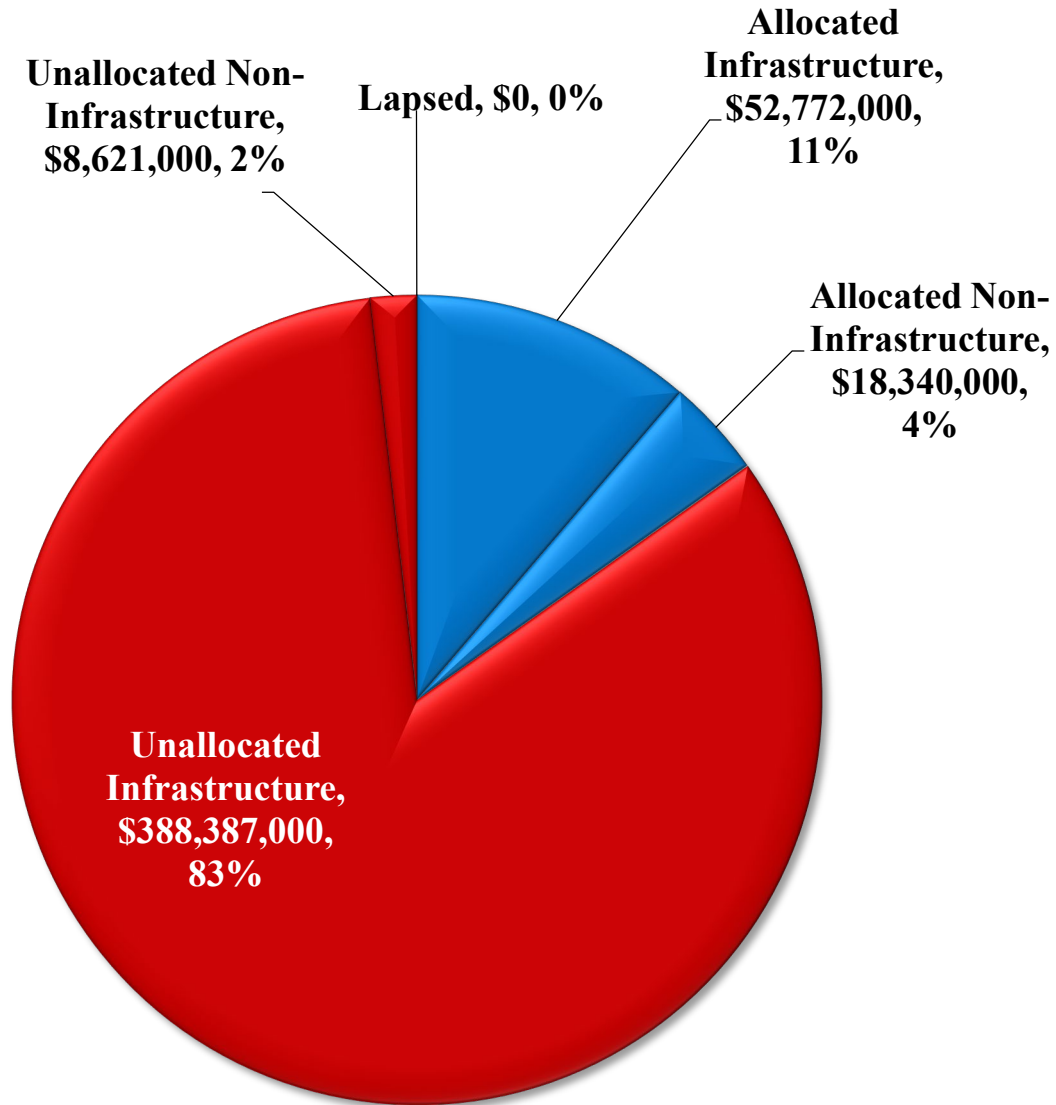


FY 22-23

- Total Lapsed
- Total Unallocated
- Total Allocated




Allocation Rate – Cycle 4

As of February 1, 2021



- Project reporting in process:
 - *Progress*

15% Allocation Rate


-  Total Lapsed
-  Total Unallocated
-  Total Allocated

Allocation Rate – Cycle 5 Quick Build

As of February 1, 2021

The Commission has programmed \$4,441,000 to fund a total of **8 projects** for Cycle 5 Quick Build projects (FY's 2020-21 and 2021-22).

- 14 phases in total:
 - 20/21: 7 phases
 - 21/22: 7 phases
- As of February 1, 2021, 1 project phase has been allocated



Quick Build Projects

