









California Numbered Exit Uniform System			<b>U.S. State Route 395</b> <b>FREEWAY INTERCHANGES</b>    Both directions (normal text); or, <i>SOUTH only (green italics)</i>	 <b>EXIT NUMBERS</b>	<b>U.S. State Route 395</b> <b>FREEWAY INTERCHANGES</b>    Both directions (normal text); or, <i>NORTH only (blue italics)</i>
County	City	County Post Mile (Co PM)	Statewide MILE post <b>(SMP)</b>	<b>Legend</b>	
	Prefix			Installed Exit Number	159
<b>California - Oregon</b>			556.82	End at Modoc County Line / Oregon State Line	
<b>Modoc / Lassen</b>			496.08	Lassen / Modoc County Line	
<b>Lassen</b>		R 4.62	361.73	SR-70 West	8
	<b>Lassen / Sierra</b>		357.11	Sierra / Lassen County Line	
<b>California - Nevada</b>			354.05	Begin at Sierra County Line / Nevada State Line	
State Mile Posts Obtained through Caltrans Post Mile Query Tool. 			<i>Last Updated 09/07/2018 by S.Torres</i>		